










	ADTS-3300JS NSN: 4920-01-618-9512	ADTS-3350ER Ext. Range Commercial Model	ADTS-3350MR Mid Range Commercial Model	ADTS-3350LR Low Range Commercial Model	ADTS-3150ER Ext. Range Commercial Model	ADTS-3150MR Mid Range Commercial Model
						
Static (Ps) Altitude Range ¹	-2,000 to 80,000 ft	-10,000 to 99,000 ft	-2,000 to 65,000 ft	-2,000 to 35,000 ft	-10,000 to 99,000 ft	-2,000 to 65,000 ft
Altitude Accuracy	± 0.003 inHg or 0.01%, whichever is greater	± 0.003 inHg or 0.01%, whichever is greater	± 0.003 inHg or 0.01%, whichever is greater	± 0.003 inHg or 0.01%, whichever is greater	± 0.003 inHg or 0.01%, whichever is greater	± 0.003 inHg or 0.01%, whichever is greater
Altitude Rate ²	0 to 50,000 ft/min	0 to 50,000 ft/min	0 to 50,000 ft/min	0 to 50,000 ft/min	0 to 25,000 ft/min or 50,000 ft/min (option)	0 to 6,000 ft/min
Altitude Resolution	1 ft / 0.01 mbar / 0.0001 inHg	1 ft / 0.01 mbar / 0.0001 inHg		1 ft / 0.01 mbar / 0.0001 inHg		
Altitude Units ³	feet, meters, inHg, mmHg, mbar, hPa, PSIA	feet, meters, inHg, mmHg, mbar, hPa, PSIA		feet, meters, inHg, mmHg, mbar, hPa, PSIA		
Pitot (Pt) Airspeed Range ¹	0.00 to 1050.0 kts	0.00 to 950.0 kts	0.00 to 650.0 kts	0.00 to 650.0 kts	0.00 to 1000.0 kts	0.00 to 650.0 kts
Airspeed Accuracy	± 0.003 inHg or 0.01%, whichever is greater	± 0.003 inHg or 0.01%, whichever is greater		± 0.003 inHg or 0.01%, whichever is greater		
Airspeed Rate ²	0 to 800 kt/min	0 to 800 kt/min	0 to 400 kt/min	0 to 400 kt/min	0 to 800 kt/min	0 to 400 kt/min
Airspeed Resolution	0.1 kt / 0.01 mbar / 0.0001 inHg	0.1 kt / 0.01 mbar / 0.0001 inHg		0.1 kt / 0.01 mbar / 0.0001 inHg		
Airspeed Units ³	IAS/CAS, kts, Mach, inHg, mmHg, mbar, EPR, hPa, PSIA, kph, inHg/Qc	IAS/CAS, kts, Mach, inHg, mmHg, mbar, EPR, hPa, PSIA, kph, inHg/Qc		IAS/CAS, kts, Mach, inHg, mmHg, mbar, EPR, hPa, PSIA, kph, inHg/Qc		
Mach Setting Range	0.000 to 10.000 Resolution: 0.001 Accuracy: 0.001 (over full scale of RVSM)	0.000 to 10.000 Resolution: 0.001 Accuracy: 0.001 (over full scale of RVSM)	0.000 to 5.000 Resolution: 0.001 Accuracy: 0.001 (over full scale of RVSM)	0.000 to 5.000 Resolution: 0.001 Accuracy: 0.001 (over full scale of RVSM)	0.000 to 10.000 Resolution: 0.001 Accuracy: 0.001 (over full scale of RVSM)	0.000 to 5.000 Resolution: 0.001 Accuracy: 0.001 (over full scale of RVSM)
Display	8.4-inch LED backlit Touchscreen LCD	8.4-inch LED backlit Touchscreen LCD	8.4-inch LED backlit Touchscreen LCD	8.4-inch LED backlit Touchscreen LCD	7.0-inch Widescreen LED backlit Touchscreen LCD	7.0-inch Widescreen LED backlit Touchscreen LCD
Touchscreen Display	Yes	Yes	Yes	Yes	Yes	Yes
Interfaces	Remote / RS-232 / USB (2) / Ethernet	Remote / RS-232 / USB (2) / Ethernet	Remote / RS-232 / USB (2) / Ethernet	Remote / RS-232 / USB (2) / Ethernet	Remote / RS-232 / USB / Ethernet	Remote / RS-232 / USB / Ethernet
Colors						
Calibration Cycle ⁵	One (1) year	One (1) year	One (1) year	One (1) year	One (1) year	One (1) year
Power Requirements	90 - 264 VAC, 47 to 440 Hz, 1 PH	90-264 VAC, 47 - 440 Hz, 1 PH	90-264 VAC, 47 - 440 Hz, 1 PH	90-264 VAC, 47 - 440 Hz, 1 PH	90-264 VAC, 47 - 440 Hz, 1 PH	90-264 VAC, 47 - 440 Hz, 1 PH
Dimension / Weight	19.47 x 21.47 x 18.14 in (LxWxH)	19.47 x 21.47 x 18.14 in (LxWxH)	19 x 10.5 x 20 in / 38 lbs	19.47 x 21.47 x 18.14 in (LxWxH)	22.8 x 18.3 x 11.7 in (LxWxH)	22.8 x 18.3 x 11.7 in (LxWxH)

¹ Standard ranges listed. ADC-2500 and ADC-2550 are available only to US Military, airframes supporting US Military or NATO Programs, and other US DoD approved Programs. Ranges can be configured to comply with customer specific requirements. ² The Altitude and Airspeed Slew Rates are load dependent. Slew rates and load test requirements may vary based on volume of the DUT and the performance of the pressure and vacuum source connected to the calibrator. ³ Standard units of measurement listed (at time of print). Additional units may be available upon user request. ⁴ Enhanced Calibration Capability (EccADC) Software/TTU-205J Interface port allows users to calibrate TTU-205J Pressure Temperature Test Sets automatically. ⁵ Recommended calibration cycle, actual cycle dictated by end user and may differ.